

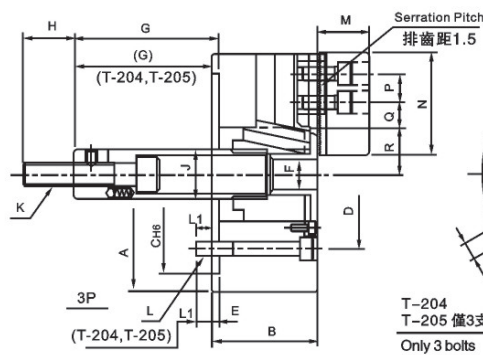
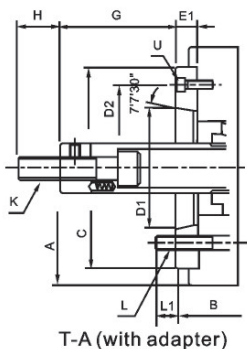
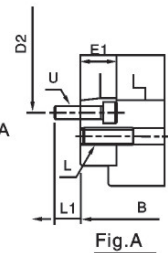
> T SERIES

中實動力夾頭(三爪高速中實型)

3-JAW NON THRU POWER CHUCK

- ◎ 楔形三爪中實夾頭。
- ◎ 折動面均經硬化及精密研磨，并直接潤滑。
- ◎ 高剛性結構及高夾持精度。
- ◎ It's a WEDGE-HOOK type 3-jaw power chuck.
- ◎ Matching surfaces of all parts hardened, ground and lubricated directly.
- ◎ Construction of high rigidity and high clamping accuracy.

T-208A5
T-210A6
T-212A6
Refer to Fig.A



T-204
T-205 僅3支螺栓
Only 3 bolts

規格 Spec 型號 Model	楔心行程 Plunger stroke (mm)	爪行程(直徑) Jaw stroke (Dia.) (mm)	夾持直徑 chucking Dia.(mm)		容許油壓缸推力 Max.D.B.Pull (kgf)	最大夾持力 Max clamping force (kgf)	最高回轉速 max r.p.m	慣性矩 kg·m ²	重量 (kg)		適合油壓缸 Matched cylinders
			最大Max	最小Min							
T-204	15	6.9	110	5	830	2300	6000	0.01	3.8		S-65
T-205	15	6.9	135	14	830	2550	5500	0.02	6.5	7.3	S-80
T-206	A5	20	165	14	1830	5350	5250	0.06	11.5	13.3	S-100
T-208	A5	21	210	17	2550	7600	4750	0.17	21.3	24.2	S-125
T-208	A6	21	210	17	2550	7600	4750	0.17	21.3	22.4	S-125
T-210	A6	25	254	22	2950	11000	4000	0.31	33.5	40.5	S-125
T-210	A8	25	254	22	2950	11000	4000	0.31	33.5	39	S-125
T-212	A8	30	304	34	4180	15900	3360	0.70	59.7	62.7	S-150
T-215	A11	35	381	50	8360	25350	3000	2.23	115	122	S-200

寸法 Size 型號 Model	A	B	C(H6)	D	D1	D2	E	E1	F	Gmax.	Gmin.	H	J				
T-204	110	52	60	80	-	-	6	-		18	3	25	26				
T-205	135	55	80	100	-	-	7	-		9	-6	35	28				
T-206	A5	165	74	84	140	104.8	82.56	116	5	15	21	101.5	86.5	81.5	66.6	36	34
T-208	A5	210	85	103	170	133.4	82.56	104.8	5	23	25	127	104	106	83	36	38
T-208	A6	210	85	97	170	133.4	106.38	150	5	17	25	127	110	106	89	36	38
T-210	A6	254	89	109	220	171.5	106.38	133.4	5	25	34	158	133	133	108	36	45
T-210	A8	254	89	102	220	171.5	139.72	190	5	18	34	158	140	133	115	36	45
T-212	A8	304	106	118	220	171.5	139.72	190	6	18	34	163	145	133	115	36	50
T-215	A11	381	114	130	300	235	196.87	260	6	22	34	104	82	69	47	55	60

寸法 Size 型號 Model	K max	L	L1	M	N	P	Q max	Q min	R max	R min.	S	T	U		
T-204	M10×1.5	3-M8	12	-	25	52	14	11.3	8.3	23.3	20.1	25	10	-	
T-205	M12×1.75	3-M8	14	-	31	62	14	13.5	6	30.4	27.2	25	10	3-M6	
T-206	A5	M16×2	6-M10	14	14	39	73	20	18	37.8	33.5	31	12	3-M6	
T-208	A5	M20×2.5	6-M12	20	18	41	95	25	22.3	11.8	46.3	41.9	35	14	6-M10
T-208	A6	M20×2.5	6-M12	20	18	41	95	25	22.3	11.8	46.3	41.9	35	14	3-M6
T-210	A6	M20×2.5	6-M12	18	18	46	110	30	30.8	11.3	51.1	46.7	40	16	6-M12
T-210	A8	M20×2.5	6-M16	18	25	46	110	30	30.8	11.3	51.1	46.7	40	16	3-M8
T-212	A8	M20×2.5	6-M16	18	25	54	130	43	48.8	12.3	61	55.8	50	18	3-M8
T-215	A11	M30×2.5	6-M20	30	33	63	165	43	48.8	23.3	77.5	69.5	62	25.5	3-M10

* 保留技術更改的權利，恕不另行通知 Subject to technology changes without prior information
* 非標需求可訂做 Non-standard requirements can be made