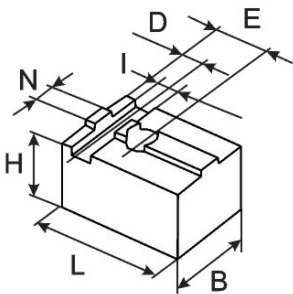


德系卡盤T型塊系列

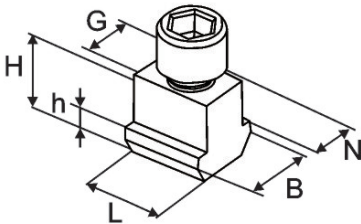
T-NUTS FOR DIN SERIES CHUCK



Tongue & groove soft blank top jaws "C"

DIN standard tongue & groove
For CL-C chucks

Id.No.*	B mm	H mm	L mm	N mm	D mm	E mm	I mm	Mass kg/jaw
90040800	30	30	38	8	8	14	8	0.18
90041000	30	30	48	8	8	20	8	0.23
90041300	35	35	57	14	27	27	16	0.40
90041600	40	40	75	18	34	34	18	0.72



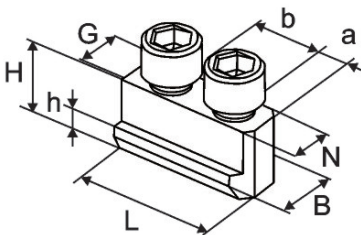
Single T-nut NST

Type 1

Id.No.*	B mm	H mm	L mm	N mm	G mm	H mm
12063000	29	25	24	21	M16	11
12064020	35	34.5	30	22*	M20	15
12065020	35	34	30	25.5	M20	15
12065082	36	34	30	25.5*	M20	15
12065002	40	40	32	25.5*	M20	15.5

*22 mm guide in the top jaw and 25.5 mm guide in the master jaw

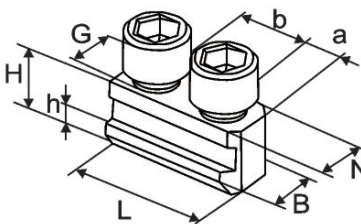
**25.5 mm guide in the top jaw and 28mm guide in the master jaw



Double T-nut NSTE

Type 2

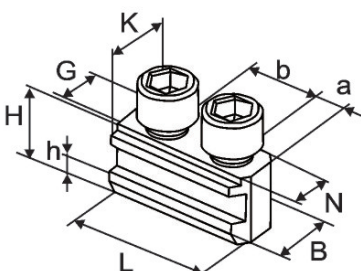
Id.No.*	B mm	H mm	L mm	N mm	G mm	a mm	b mm	h mm
12061300	17	15	30	12	M8	7	16	6.5
73064030	31	33	60	21	M16	13	34	14.5
12064520	31	33	70	22	M20	16	38	14.5



Double T-nut NSTE

Type 3

Id.No.*	B mm	H mm	L mm	N mm	G mm	a mm	b mm	h mm
12061200	15	15	32	12	M8	6.5	16	6.5
73061650	17	18.5	32	14	M10	8	16.5	6.5
73062150	19	20.5	43	17	M12	10	23	7.5
18062632	19	20.5	50	17	M12	10	30	7.5
73063050	25	26.5	56	21	M16	13	30	10
73065030	31	33	70	25.5	M20	16	38	14.5



Double T-nut NSTE-M

Type 4

For metric serrated master jaws to use existing kitagawa top jaws

No. Id.No.*	B mm	H mm	L mm	N mm	K mm	G mm	a mm	b mm	h mm
73061602	17	18.5	36	12	14	M10	8	20	6.5
73062101	19	20.5	45	14	17	M12	10	25	7.5
18062633	19	20.5	50	16	17	M12	10	30	7.5
73062501	25	26.5	56	16	21	M12	13	30	10

